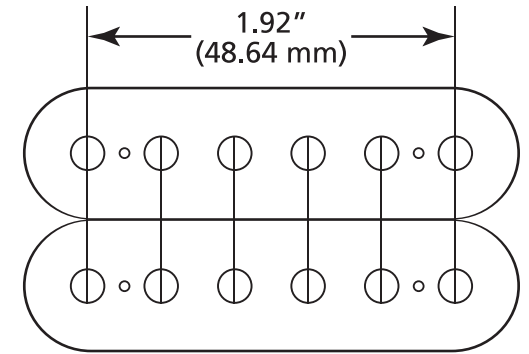




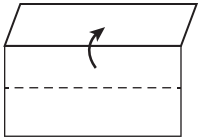
DiMarzio®

PICKUP STRING SPACING GAUGE

STANDARD SPACE



fold here



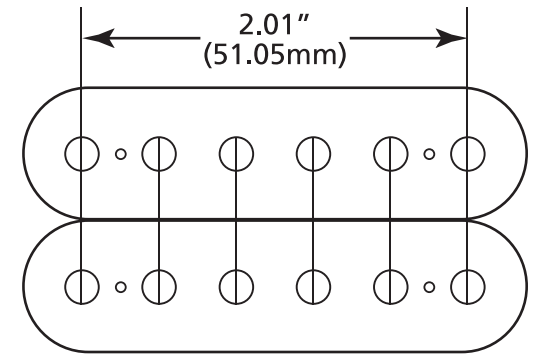
Select "ACTUAL SIZE" on printer menu before printing.

Fold along the guides as needed.

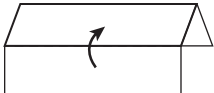
Place the template over the pickup to be examined and under the strings.

Determine which spacing lines up appropriately with the strings.

F SPACE



fold here



SCALE = 1:1

To verify that you have printed the actual size, use a ruler on the vertical lines below to confirm that it measures 2 inches.

