



SM137

Instrument Microphone

The Shure versatile, flat-response cardioid condenser probe microphone, SM137, user guide.
Version: 3.1 (2025-A)

Table of Contents

SM137 Instrument Microphone	3	Load Impedance	4
		Power Requirements	4
General Description	3	Specifications	4
Performance Characteristics	3	Accessories	6
Applications	3	Furnished Accessories	7
Mounting the Microphone	3	Optional Accessories	8
Setting Attenuation	3	Certifications	8
Integral Pop Filter	4		

SM137

Instrument Microphone

General Description

The Shure® SM137 is a versatile, flat-response cardioid probe microphone with an ultra-thin diaphragm. Its frequency response combines smooth high-end and tight, controlled low-end. A 15 dB pad provides natural, consistent sound reproduction in both acoustic and high-volume performance applications.

Performance Characteristics

- Extremely uniform polar response
- Extended frequency response
- Minimal self-noise
- Exceptional low-frequency reproduction
- Able to withstand high SPLs
- High output level
- No crossover distortion
- Superior common-mode rejection and suppression of radio frequency interference (RFI)

Applications

- Brass and woodwind instruments
- Orchestras, choirs, and wind ensembles
- Overhead miking of drums and percussion instruments
- Close-miking of acoustic instruments such as piano, guitar, violins, drums, and percussion
- Low-frequency instruments such as double bass and kick drum
- Electric guitar and bass amplifiers
- Vocals and speech
- Room ambience

Note: Sound quality is strongly affected by microphone location and room acoustics. To achieve the best overall sound for a particular application, it may be necessary to experiment with microphone placement and room treatments.

Mounting the Microphone

Use the supplied microphone mount with floor or boom stands. Visit www.shure.com for more mounting options:

- To reduce the pickup of unwanted low-frequency mechanical vibrations, use an isolating shock mount.
- For stereo applications, use the optional Shure A27M Stereo Microphone Adapter.

Setting Attenuation

The attenuation switch lets you reduce the signal level without altering the frequency response. This can prevent extremely loud sounds from overloading the microphone.

0 dB	For “quiet” to “normal” sound levels.
-15 dB	For use with extremely loud sound sources such as drums, horns, or loud guitar cabinets.

Integral Pop Filter

The microphone grille consists of 3 separate mesh layers that act as an integral pop filter. This helps reduce wind and breath noise. Depending on the performer, an external pop-protection screen or windscreen may be necessary when close-miking vocalists.

Load Impedance

Maximum SPL capability, output clipping level, and dynamic range vary with the input load impedance of the preamplifier to which you connect the microphone. Shure recommends a minimum input load impedance of 1000 Ω . Most modern microphone preamplifiers meet this requirement. Higher impedance results in better performance for these specifications.

Power Requirements

This microphone requires phantom power and performs best with a 48 Vdc supply (IEC-61938). However, it will operate with slightly decreased headroom and sensitivity with supplies as low as 11 Vdc.

Most modern mixers provide phantom power. You must use a **balanced** microphone cable: XLR-to-XLR or XLR-to-TRS.

Specifications

Type

Electret Condenser

Frequency Response

20 to 20,000 Hz

Polar Pattern

Cardioid

Output Impedance

150 Ω

Sensitivity

(at 1 kHz, open circuit voltage)

-41 dBV/Pa[1]

Maximum SPL

(1 kHz at 1% THD)

1000 Ω load	139dB (154 dB, PAD ON)
2500 Ω load	144dB (159 dB, PAD ON)

Signal-To-Noise Ratio

(Ref. 94 dB SPL at 1 kHz)

75 dB[2]

Dynamic Range*(at 1 kHz)*

1000 Ω load	120 dB
2500 Ω load	125 dB

Common Mode Rejection*(10 Hz to 100 kHz)*

>50 dB

Clipping Level*(20 Hz to 20 kHz, at 1% THD[3])*

1000 Ω load	3 dBV
2500 Ω load	9 dBV

Self Noise*(typical, equivalent SPL, A-weighted)*

19 dB

Attenuator Switch

-15 dB

Polarity

Positive pressure on diaphragm produces positive voltage on pin 2 with respect to pin 3

Weight

195 g (6.9oz.)

Connector

Three-pin professional audio (XLR), male

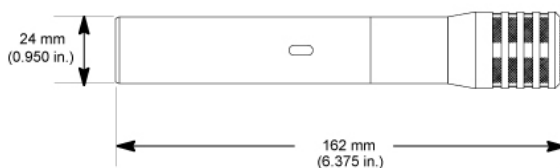
Power Requirements

48 V DC phantom power, 5.2 mA

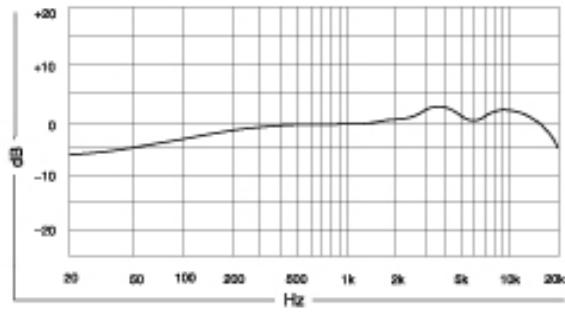
[1] 1 Pa=94 dB SPL

[2] S/N ratio is difference between 94 dB SPL and equivalent SPL of self noise, A-weighted

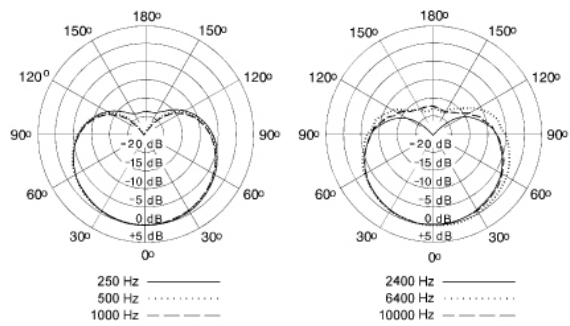
[3] THD of microphone preamplifier when applied input signal is equivalent to cartridge output at specified SPL.



Overall Dimensions




Typical Frequency Response




Typical Polar Patterns

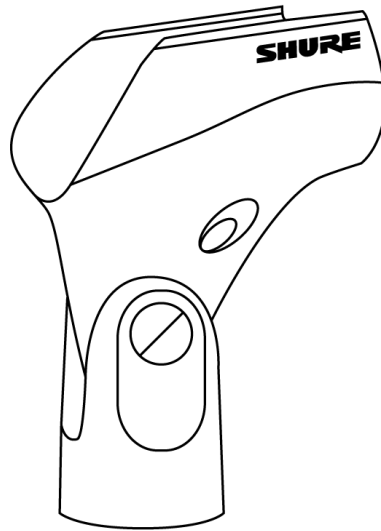
Accessories



Zippered Carrying Bag



Windscreen



Microphone Clip

Furnished Accessories

Storage Bag	95C2313
Black Foam Windscreen for PGA81, SM94 and SM137	A3WS
Microphone Clip for SM58, SM57, SM87A, BETA87A, BETA87C, PGA57, PGA58, PGA48, PGA81	A25D

Optional Accessories

Shock Stopper® Isolation Mount	A55M
Shock Stopper Isolation Mount	A55HM
Popper Stopper® Pop Filter with Metal Gooseneck and Microphone Stand Clamp	PS-6

Certifications

This product meets the Essential Requirements of all relevant European directives and is eligible for CE marking.

The CE Declaration of Conformity can be obtained from: www.shure.com/europe/compliance

Authorized European representative:

Shure Europe GmbH

Global Compliance

Jakob-Dieffenbacher-Str. 12

75031 Eppingen, Germany

Phone: +49-7262-92 49 0

Email: info@shure.de

www.shure.com